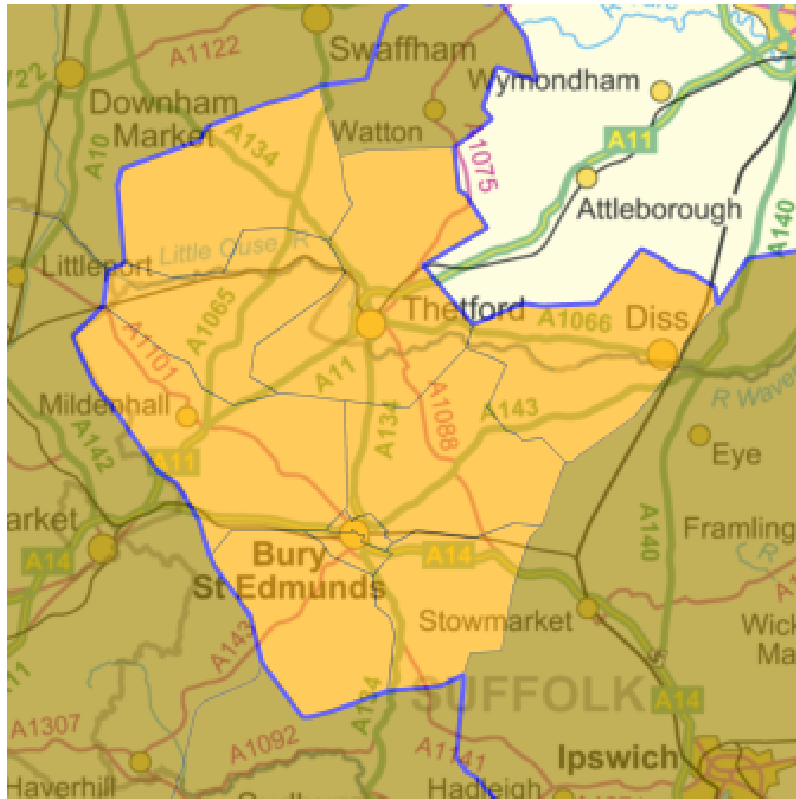


Ave new build prices over time - CB

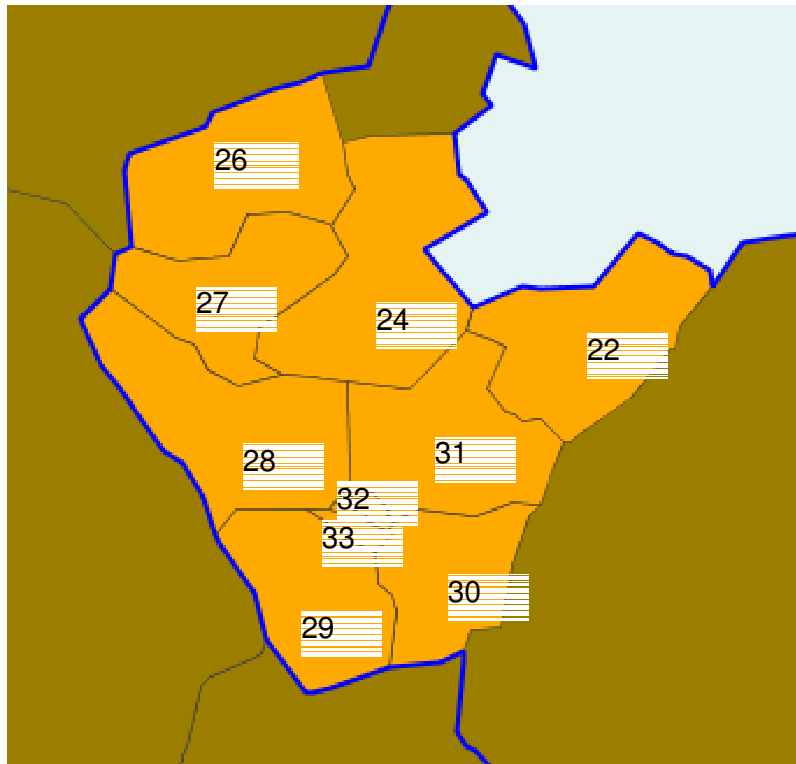
		2004			2005			2006			2007			2008		
		Lower Quartile	Mean	Upper Quartile	Lower Quartile	Mean	Upper Quartile	Lower Quartile	Mean	Upper Quartile	Lower Quartile	Mean	Upper Quartile	Lower Quartile	Mean	Upper Quartile
CB	New Build Flat Prices	123,453	163,162	199,950	125,000	183,541	225,000	135,000	210,321	250,000	145,000	217,630	261,202	155,370	222,991	274,351
	New Build House Prices	152,000	220,361	266,000	164,000	238,930	295,000	174,950	239,319	279,995	179,995	252,385	290,000	179,995	260,812	312,500
CB1	New Build Flat Prices	139,000	163,052	180,000	159,995	196,544	234,500	186,500	239,801	264,500	178,013	216,312	246,953	216,299	264,830	295,755
	New Build House Prices	269,595	301,227	315,000	275,495	284,492	317,995	265,000	318,500	325,000	290,000	492,122	695,000	225,000	276,369	250,000
CB10	New Build Flat Prices	129,000	130,778	135,000	138,000	138,500	141,000	158,950	170,467	190,000	159,950	157,475		190,000	189,571	245,000
	New Build House Prices	196,000	255,421	350,000	153,000	211,858	402,500	249,950	349,100	575,000	215,000	298,438	490,000	328,600	397,367	480,000
CB11	New Build Flat Prices								76,000					225,000	183,333	
	New Build House Prices	490,000	445,000		457,000	482,000	660,000	322,995	396,749	470,000	227,500	336,717	430,000	321,950	342,216	444,000
CB2	New Build Flat Prices	275,000	265,833		220,000	263,611	315,000	209,950	322,318	450,000	285,000	332,289	360,000	244,950	332,830	384,950
	New Build House Prices		570,000			150,000		675,000	688,333	685,000	730,000	695,250	760,000	455,000	604,992	960,000
CB21	New Build Flat Prices										200,000	191,500	217,000			
	New Build House Prices	235,000	286,563	425,000	165,000	259,270	384,995	225,000	259,165	334,995	249,995	352,520	449,995	185,000	271,292	375,000
CB22	New Build Flat Prices								123,000		157,950	162,338	184,000	99,666	173,812	275,000
	New Build House Prices	200,000	325,433	446,000	180,000	277,682	400,000	310,000	465,255	680,000	220,000	331,246	389,950	201,500	338,292	298,950
CB23	New Build Flat Prices	114,000	152,169	189,950	139,000	181,288	206,950	150,000	157,815	160,995	156,746	231,137	330,000	149,950	168,365	180,000
	New Build House Prices	157,700	208,594	237,500	169,950	238,131	285,000	199,995	261,152	295,850	201,450	253,984	298,420	215,000	292,971	355,000
CB24	New Build Flat Prices	104,250	100,000	118,000		250,000		153,995	112,623		148,995	188,024	224,995	185,000	194,297	217,995
	New Build House Prices	183,500	233,747	290,000	175,000	239,112	320,000	180,000	236,176	269,995	210,000	266,350	318,745	230,620	268,270	319,995
CB25	New Build Flat Prices	77,500	77,583	85,000	90,000	98,747	110,000	92,500	96,875	119,000					214,995	
	New Build House Prices	160,000	200,600	250,000	199,995	248,362	325,000	189,995	228,014	276,000	189,950	248,191	315,000	219,950	229,532	275,950
CB3	New Build Flat Prices								345,000			351,500				
	New Build House Prices	395,000	401,667		750,000	587,500		300,000	268,188	325,000	372,995	369,498	380,000	261,995	313,397	370,995
CB4	New Build Flat Prices	156,450	215,970	276,995	130,000	170,171	265,000	205,555	260,521	327,020	192,500	274,122	390,000	190,000	255,234	330,000
	New Build House Prices	330,000	343,070	390,000	349,950	324,790	400,000	295,000	292,026	349,950	199,950	276,588	397,750	363,000	378,901	470,000

		2004			2005			2006			2007			2008		
		Lower Quartile	Mean	Upper Quartile	Lower Quartile	Mean	Upper Quartile	Lower Quartile	Mean	Upper Quartile	Lower Quartile	Mean	Upper Quartile	Lower Quartile	Mean	Upper Quartile
CB5	New Build Flat Prices					64,000										67,000
	New Build House Prices	390,000	392,748	399,995	335,000	356,893	390,000	170,000	275,875	368,500		450,000				
CB6	New Build Flat Prices	108,950	119,955	112,250	115,500	122,231	125,000	119,995	128,093	143,000	107,500	106,250	137,500	114,995	117,412	136,250
	New Build House Prices	149,200	194,298	230,000	155,000	199,455	234,900	157,995	194,639	228,000	163,339	206,632	248,500	155,000	181,697	200,000
CB7	New Build Flat Prices							124,950	129,374	133,400	132,785	138,045	158,555	134,330	150,574	180,000
	New Build House Prices	130,000	222,632	280,000	231,950	273,009	340,000	175,950	203,607	245,250	164,950	199,568	238,350	179,995	217,874	265,000
CB8	New Build Flat Prices	118,000	122,605	140,000	212,500	241,071	270,000	130,000	235,700	435,000	78,750	239,260	310,000	221,000	309,567	445,000
	New Build House Prices	148,195	312,595	485,000	150,000	243,472	359,650	65,000	202,930	364,950	85,000	271,399	430,000	210,000	390,616	560,000
CB9	New Build Flat Prices	103,000	101,521	112,000	95,500	96,636	106,500	110,750	110,917	118,950	119,949	115,198	124,950	109,995	117,812	127,995
	New Build House Prices	113,950	146,670	158,950	135,995	174,707	216,595	156,000	181,293	213,995	152,995	189,020	225,000	163,950	200,828	244,950

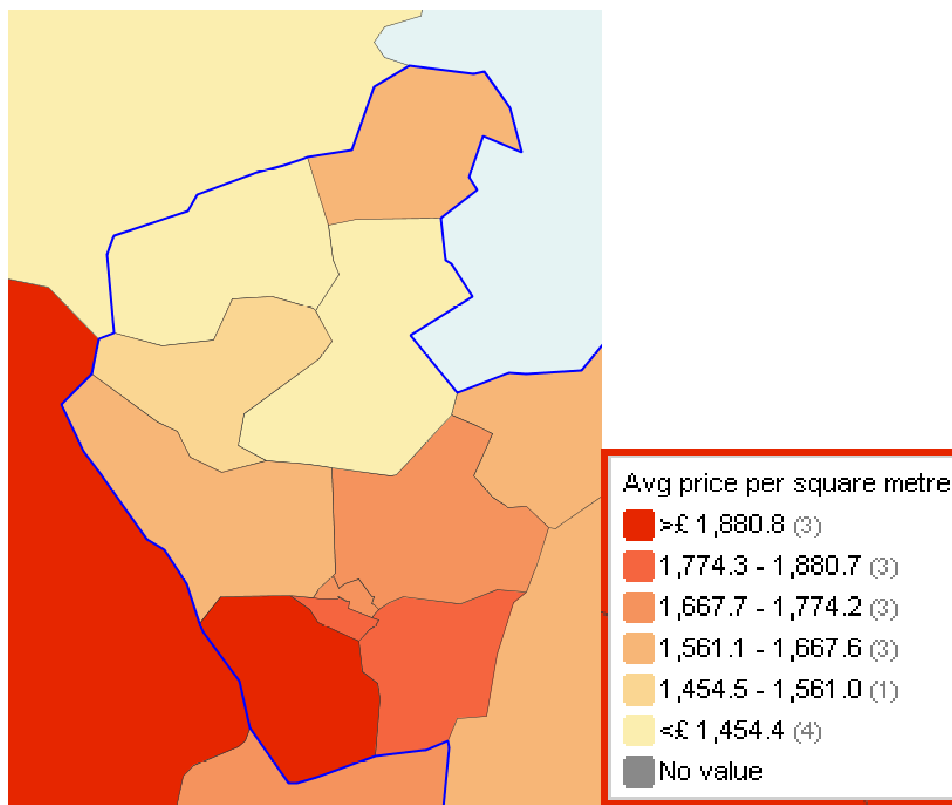
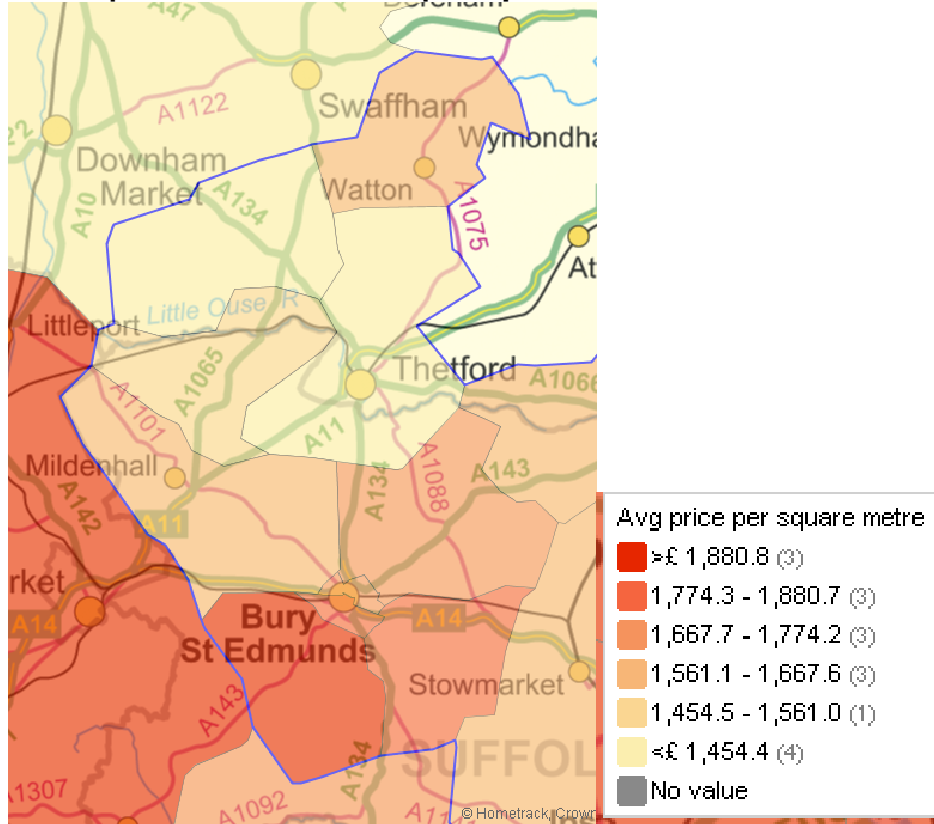
2. IP detail



IP boundaries



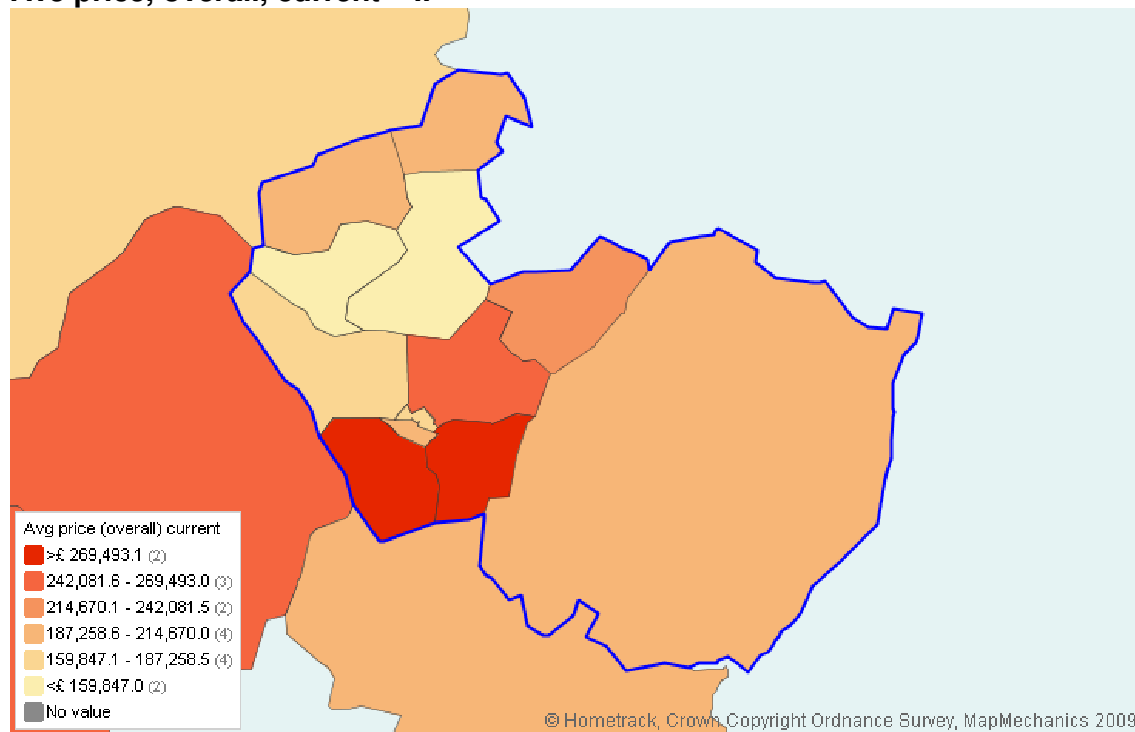
House prices data – IP – ave price per m²



House price tables – IP - ave price per m²

Area name	Value
IP22	1646.4
IP24	1395.4
IP26	1448.6
IP27	1479.1
IP28	1566.2
IP29	1883.7
IP30	1838.2
IP31	1727.8
IP32	1680
IP33	1794.8

Ave price, overall, current – IP



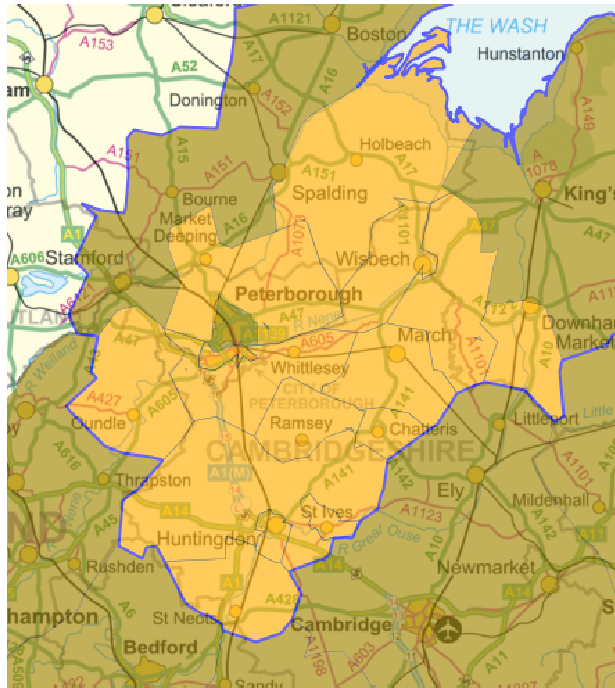
Values

Area name	Area code	Value
IP22	IP22	234441.5
IP24	IP24	152813.3
IP26	IP26	196437.7
IP27	IP27	136752.9
IP28	IP28	179544
IP29	IP29	359709.2
IP30	IP30	286756.8
IP31	IP31	256554.6
IP32	IP32	171832.1
IP33	IP33	213548.5

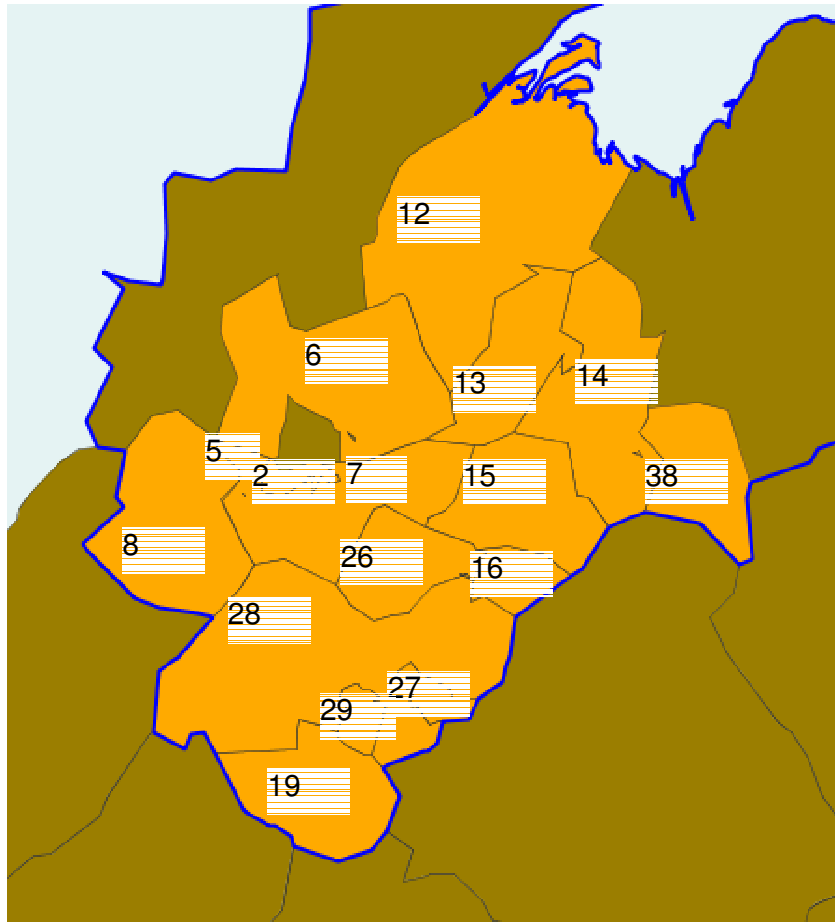
Ave new build prices over time - IP

		2004			2005			2006			2007			2008		
		Lower Quartile	Mean	Upper Quartile	Lower Quartile	Mean	Upper Quartile	Lower Quartile	Mean	Upper Quartile	Lower Quartile	Mean	Upper Quartile	Lower Quartile	Mean	Upper Quartile
IP	New Build Flat Prices	97,000	129,752	150,000	112,000	143,405	164,950	113,820	153,755	174,500	118,995	144,269	164,000	115,995	131,163	145,000
	New Build House Prices	140,000	184,652	212,500	147,000	192,384	220,000	150,000	199,704	237,500	157,700	211,538	249,950	165,500	219,753	254,000
IP22	New Build Flat Prices							100,000	98,500		100,000	98,000				
	New Build House Prices	175,000	216,268	295,000	145,000	198,492	248,500	155,995	204,109	209,950	172,500	236,971	288,500	164,000	219,455	265,000
IP24	New Build Flat Prices				99,995	99,124	105,000	95,000	99,641	105,000	105,000	111,499	118,000	131,858	143,897	150,950
	New Build House Prices	121,500	148,560	179,950	130,500	156,649	182,900	150,000	180,303	209,950	162,000	191,142	207,950	135,000	162,556	205,000
IP26	New Build Flat Prices					43,000										
	New Build House Prices	212,500	227,500	275,000	205,000	210,463	311,750	234,950	224,663	269,950	215,000	295,995	499,999	248,000	245,129	366,000
IP27	New Build Flat Prices															
	New Build House Prices	118,475	143,775	178,500	167,995	192,332	217,995	171,995	206,484	242,000	157,000	183,189	229,995	90,000	155,542	221,995
IP28	New Build Flat Prices		89,000		85,000	81,650					100,000	85,000		123,000	129,981	141,000
	New Build House Prices	95,000	158,333	209,000	137,500	189,005	236,250	150,000	179,136	189,995	159,500	205,572	250,000	181,133	222,476	250,000
IP29	New Build Flat Prices															
	New Build House Prices	203,000	212,667			395,000		328,500	263,100	402,000	195,000	233,846	265,000	343,000	339,667	445,000
IP30	New Build Flat Prices		58,500						79,995					92,500	91,248	
	New Build House Prices	200,000	252,864	275,000	176,000	250,166	299,000	189,000	260,139	341,370	165,000	221,248	290,995	228,111	268,504	355,000
IP31	New Build Flat Prices	99,950	99,865		112,995	123,897	122,995	120,000	99,667		132,950	129,250	153,950			
	New Build House Prices	156,950	190,601	225,084	154,845	191,507	215,000	157,375	203,451	249,950	153,950	210,202	234,500	184,950	233,571	259,950
IP32	New Build Flat Prices	119,500	143,250	210,000				128,250	132,850	135,000	172,500	175,356	205,000	128,000	146,383	161,995
	New Build House Prices	198,950	241,415	260,000	249,950	283,533	315,000	230,000	248,618	310,000	180,495	234,403	280,000	245,000	270,256	320,000
IP33	New Build Flat Prices	124,950	141,156	159,950	125,000	143,816	192,950	172,500	166,333		142,500	175,377	240,000	140,000	164,150	
	New Build House Prices	169,000	193,507	208,000	205,000	234,935	275,000	210,000	257,079	394,000	255,000	297,886	370,000	249,995	309,448	450,000

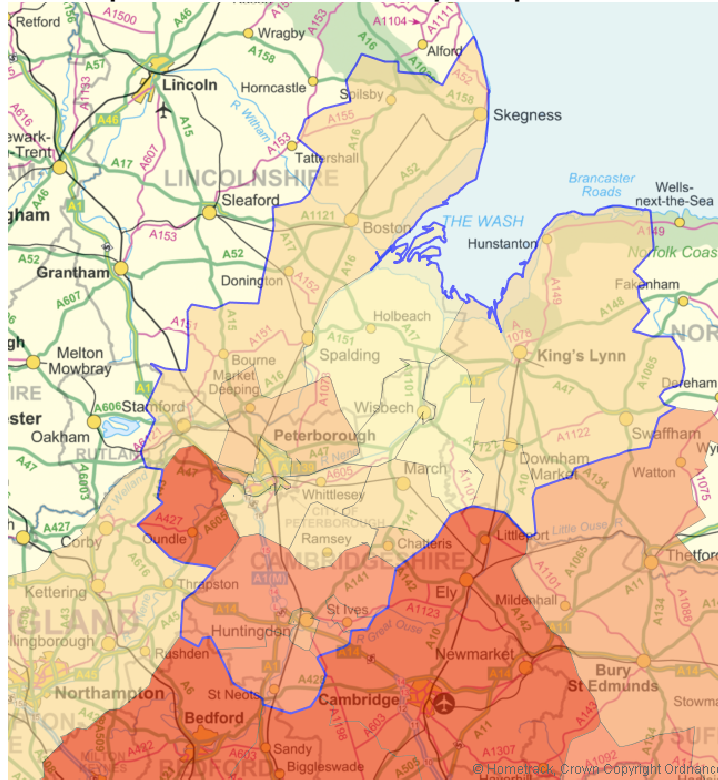
3. PE detail



PE boundaries

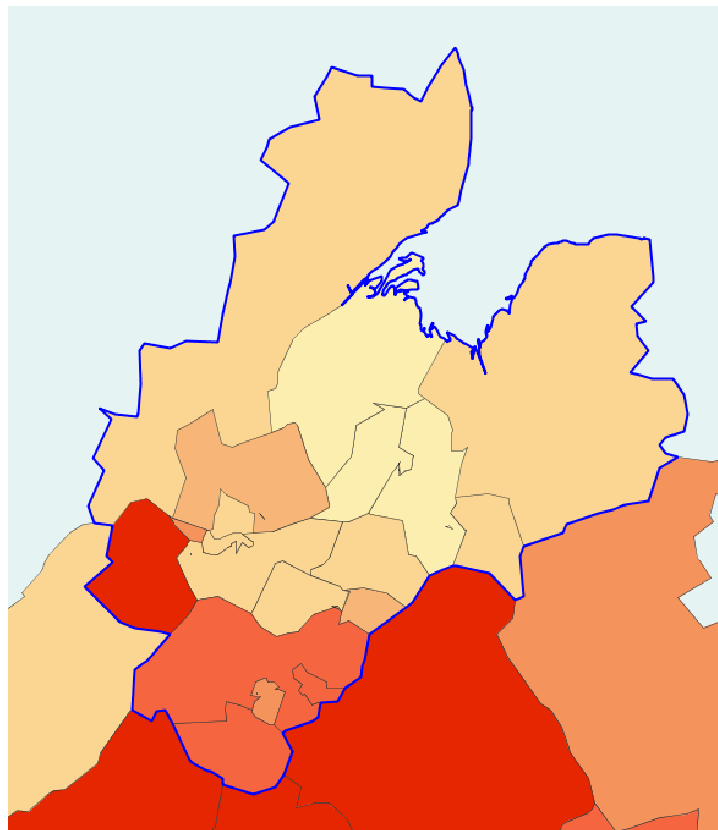


House prices data – PE – ave price per m²



Avg price per square metre

- ≥£ 1,775.4 (4)
- 1,656.2 - 1,775.3 (4)
- 1,536.9 - 1,656.1 (3)
- 1,417.6 - 1,536.8 (2)
- 1,298.3 - 1,417.5 (7)
- ≤£ 1,298.2 (3)
- No value

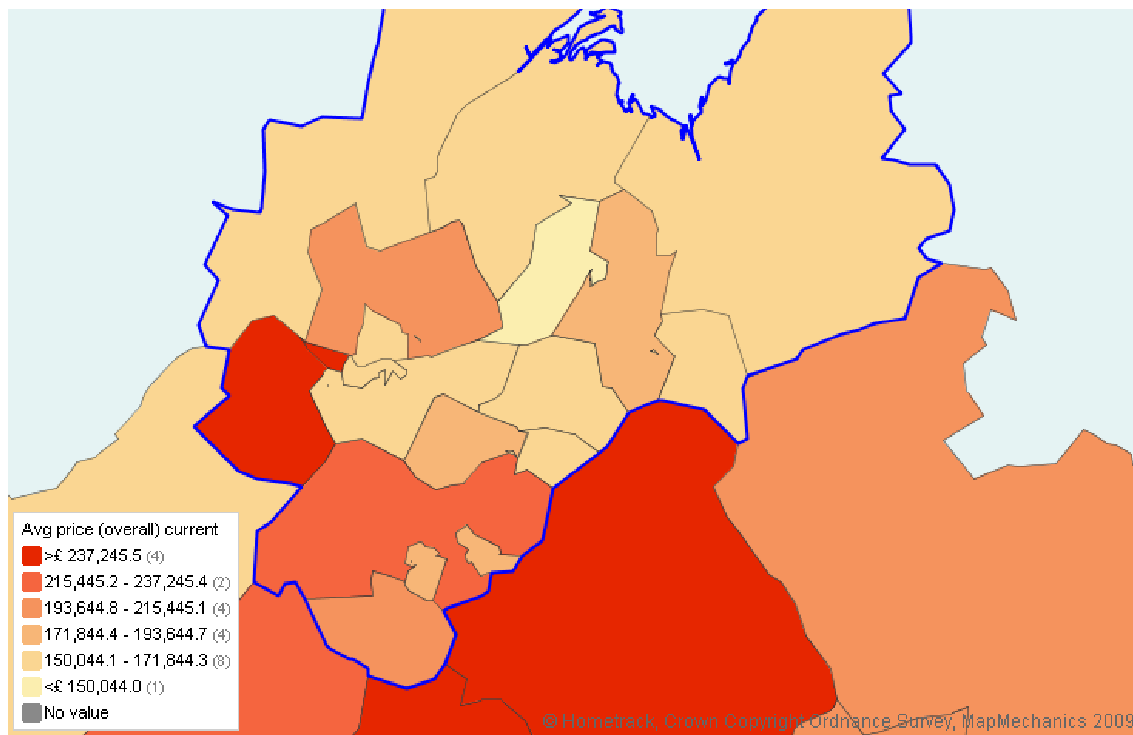


Avg price per square metre

- ≥£ 1,775.4 (4)
- 1,656.2 - 1,775.3 (4)
- 1,536.9 - 1,656.1 (3)
- 1,417.6 - 1,536.8 (2)
- 1,298.3 - 1,417.5 (7)
- ≤£ 1,298.2 (3)
- No value

House price tables – PE - ave price per m²

Area name	Value
PE12	1210.6
PE13	1174.9
PE14	1284.6
PE15	1311.4
PE16	1503.2
PE19	1714.6
PE2	1356.6
PE26	1365.1
PE27	1708.2
PE28	1662.4
PE29	1550
PE38	1386
PE5	1609.3
PE6	1446.9
PE7	1387.5
PE8	1786.5



Ave price overall, current

Values

Area name	Area code	Value
PE12	PE12	151320.7
PE13	PE13	145560.7
PE14	PE14	173814
PE15	PE15	157814.7
PE16	PE16	152962.5
PE19	PE19	198085.5
PE2	PE2	153655.4
PE26	PE26	180342.7
PE27	PE27	181340.5
PE28	PE28	228678.4
PE29	PE29	172512.5
PE38	PE38	152009.5
PE5	PE5	283939.8
PE6	PE6	194837.7
PE7	PE7	162155.1
PE8	PE8	303798.7

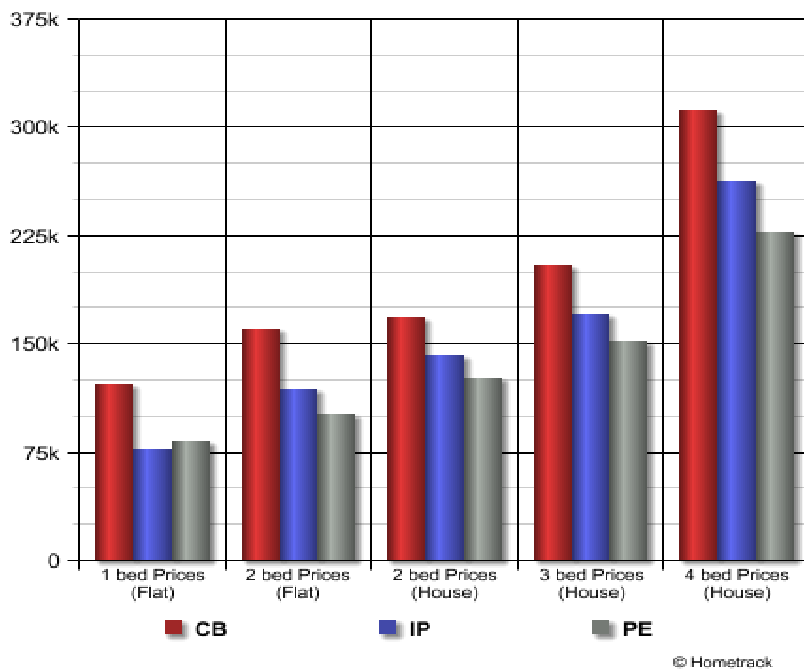
Ave new build prices over time - PE

		2004			2005			2006			2007			2008		
		Lower Quartile	Mean	Upper Quartile	Lower Quartile	Mean	Upper Quartile	Lower Quartile	Mean	Upper Quartile	Lower Quartile	Mean	Upper Quartile	Lower Quartile	Mean	Upper Quartile
PE	New Build Flat Prices	94,950	116,978	125,000	105,950	123,179	134,995	108,796	128,052	140,000	102,950	127,617	145,178	108,000	141,359	162,995
	New Build House Prices	119,950	160,904	189,950	132,250	177,279	205,000	132,000	184,390	210,500	135,000	189,002	215,995	142,995	196,345	225,000
PE12	New Build Flat Prices															
	New Build House Prices	107,995	144,108	172,500	123,000	160,270	184,950	119,995	157,847	190,000	119,995	162,251	195,950	148,000	168,276	189,950
PE13	New Build Flat Prices		79,995			52,000			70,000		76,000	96,012	134,000	85,000	114,548	150,000
	New Build House Prices	104,995	126,723	145,000	119,000	149,591	167,500	119,995	149,116	174,950	124,950	148,542	164,000	129,000	149,308	165,000
PE14	New Build Flat Prices															
	New Build House Prices	109,000	130,342	144,995	115,000	149,513	178,950	131,000	147,724	164,950	127,995	153,071	155,000	125,000	147,585	159,995
PE15	New Build Flat Prices				75,000	84,666	164,995	84,995	80,774	84,995	80,000	86,029	91,000	114,995	104,995	
	New Build House Prices	124,950	148,951	162,000	106,995	139,267	148,950	119,995	147,785	163,000	135,000	160,924	185,000	140,125	154,799	164,995
PE16	New Build Flat Prices										96,500	96,954	98,500	107,000	102,916	108,000
	New Build House Prices	122,500	149,983	175,000	141,950	179,706	209,995	151,995	195,755	249,995	135,000	179,688	220,000	137,350	160,254	200,000
PE19	New Build Flat Prices	250,000	169,998		134,995	157,683	199,950	142,000	178,135	205,000	144,950	184,908	229,995	175,000	197,481	217,500
	New Build House Prices	135,950	185,365	219,950	178,995	208,520	232,995	183,995	221,140	249,950	206,000	240,871	280,500	204,995	279,076	369,995
PE2	New Build Flat Prices	102,500	116,184	125,000	107,000	119,312	127,495	109,646	116,983	127,000	110,000	127,361	144,995	120,000	135,004	158,995
	New Build House Prices	143,995	179,347	208,995	163,000	206,075	242,995	176,950	214,887	249,995	177,500	213,757	240,000	190,950	226,210	250,000
PE26	New Build Flat Prices		59,000		85,000	88,999	130,000	85,000	95,435	103,995	106,500	108,167				
	New Build House Prices	127,000	156,266	184,000	137,000	167,281	209,995	119,500	146,954	173,000	162,995	197,915	259,995	166,995	195,598	275,000
PE27	New Build Flat Prices					240,000		133,000	162,017	179,995	147,500	163,375	183,000	167,995	201,249	242,500
	New Build House Prices	138,000	154,361	170,000	234,000	242,012	300,000	157,500	224,239	280,000	205,000	320,607	453,000	234,995	237,845	259,500
PE28	New Build Flat Prices				124,995	130,081	136,995	105,000	108,045	119,995	182,500	192,955	199,500	114,995	154,766	195,000
	New Build House Prices	160,000	242,633	323,000	159,950	204,983	228,000	175,945	238,892	269,995	194,000	254,060	299,995	190,000	246,218	279,995
PE29	New Build Flat Prices		104,995					167,500	175,761	185,500	118,500	146,412	185,500	182,500	175,750	193,500
	New Build House Prices	107,000	142,795	153,000	142,495	183,524	217,995	180,000	225,210	229,995	155,000	273,343	490,000	260,000	254,750	

		2004			2005			2006			2007			2008		
		Lower Quartile	Mean	Upper Quartile	Lower Quartile	Mean	Upper Quartile	Lower Quartile	Mean	Upper Quartile	Lower Quartile	Mean	Upper Quartile	Lower Quartile	Mean	Upper Quartile
PE38	New Build Flat Prices	99,000	110,112		110,000	123,468	130,134	112,500	127,072	136,450	105,000	116,729	124,950			
	New Build House Prices	119,995	147,773	175,000	142,500	168,110	191,500	151,995	185,227	213,995	129,950	173,822	210,995	156,000	176,651	199,495
PE5	New Build Flat Prices															
	New Build House Prices	210,000	180,000	245,000										300,000	360,384	464,950
PE6	New Build Flat Prices							95,000	77,500							62,500
	New Build House Prices	129,500	177,774	190,000	142,950	213,812	235,000	170,000	265,980	395,000	129,500	236,938	340,000	175,000	226,443	249,999
PE7	New Build Flat Prices	55,500	88,227	125,000	129,000	126,183	142,500	116,000	121,988	129,995	67,475	103,188	142,995	84,975	141,590	333,000
	New Build House Prices	166,000	186,697	219,995	145,995	187,847	229,995	170,000	195,974	205,000	175,750	199,871	240,000	175,000	205,807	239,995
PE8	New Build Flat Prices					160,000			169,995		117,000	120,308	150,000	145,000	141,667	
	New Build House Prices	87,950	227,748	322,500	217,000	280,051	450,000	208,000	261,988	278,000	225,000	316,591	447,500	165,995	246,544	239,995

4. Latest data on property size and type, for comparison only (by postcode sector)

Latest data only for comparison AVG



Note

This chart shows the average price of property by bed count. The data for this analysis is based on data from Hometrack's Automated Valuation Model.

Average prices

	CB	IP	PE
1 bed Prices (Flat)	122,161	76,893	82,561
2 bed Prices (Flat)	159,973	118,732	100,814
2 bed Prices (House)	167,837	141,009	125,958
3 bed Prices (House)	203,690	170,006	150,921
4 bed Prices (House)	311,393	262,518	226,522

Property Count

	CB	IP	PE
1 bed (Flat)	53	28	52
2 bed (Flat)	98	70	87
2 bed (House)	407	503	720
3 bed (House)	870	1,268	1,965
4 bed (House)	515	609	1,028

Note

This table shows the count of properties by bed count. The data for this analysis is based on data from Hometrack's Automated Valuation Model.

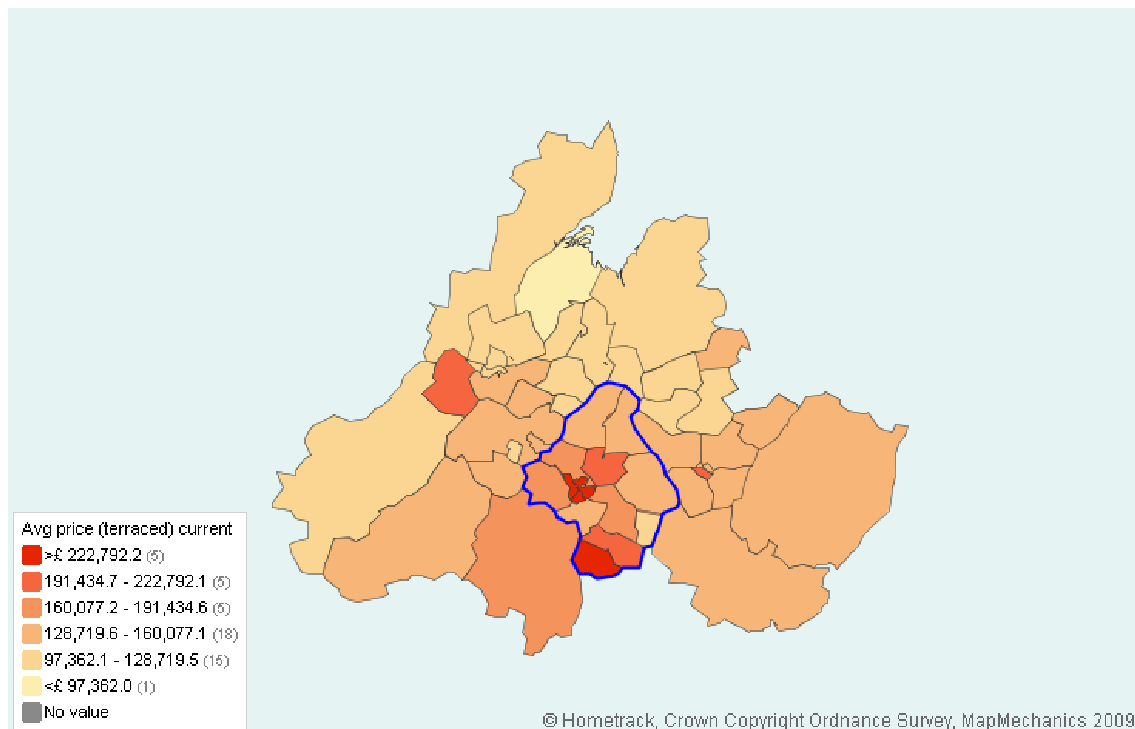
5. Current prices (as at 2009) by type, within postcode sectors and postcode areas

6a. Terraced

Area name	Area code	Value
CB	CB	193600
CO	CO	154600
IP	IP	136900
MK	MK	150400
NN	NN	115300
PE	PE	119800
SG	SG	186700

Area name	Area code	Value
CB1	CB1	270793.3
CB10	CB10	221431.8
CB11	CB11	289054.9
CB2	CB2	406928.6
CB21	CB21	174500
CB22	CB22	151407.5
CB23	CB23	162161.2
CB24	CB24	169298.2
CB25	CB25	201345
CB3	CB3	341457.9
CB4	CB4	263089.9
CB5	CB5	177428.6
CB6	CB6	143362.9
CB7	CB7	151519.2
CB8	CB8	141057.5
CB9	CB9	120544.2
IP22	IP22	140952.2
IP24	IP24	106463.9
IP26	IP26	120125
IP27	IP27	118312.5
IP28	IP28	132964.2
IP29	IP29	150000
IP30	IP30	136363.6
IP31	IP31	147055.3
IP32	IP32	146735.2
IP33	IP33	199401.4
PE12	PE12	89350
PE13	PE13	101598.5
PE14	PE14	105833.3
PE15	PE15	101528.1

Area name	Area code	Value
PE16	PE16	112721.9
PE19	PE19	141209.7
PE2	PE2	120984.3
PE26	PE26	128813.5
PE27	PE27	136453.1
PE28	PE28	148160
PE29	PE29	123423.7
PE38	PE38	122014.3
PE5	PE5	102283.3
PE6	PE6	128586.3
PE7	PE7	130336.6
PE8	PE8	209426.5

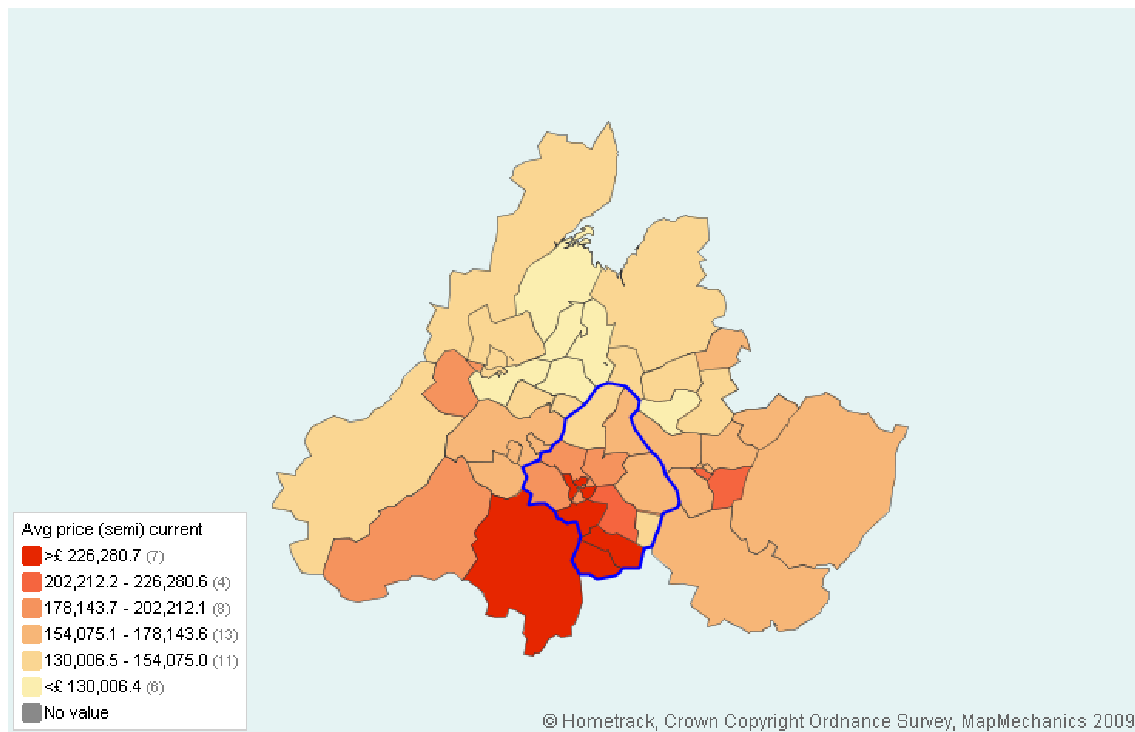


6b. Semi-detached

Area name	Area code	Value
CB	CB	210200
CO	CO	163500
IP	IP	160000
MK	MK	181300
NN	NN	138700
PE	PE	137800
SG	SG	244600

Area name	Area code	Value
CB1	CB1	277258.6
CB10	CB10	279413.8
CB11	CB11	292180.6
CB2	CB2	184850
CB21	CB21	214722.3
CB22	CB22	228999.1
CB23	CB23	197485.3
CB24	CB24	195615.2
CB25	CB25	201250.3
CB3	CB3	303325
CB4	CB4	281982
CB5	CB5	194677.3
CB6	CB6	153574
CB7	CB7	164720.4
CB8	CB8	165765.2
CB9	CB9	147118.5
IP22	IP22	172393.9
IP24	IP24	139296.7
IP26	IP26	149125
IP27	IP27	115943.5
IP28	IP28	165763.5
IP29	IP29	157125
IP30	IP30	214323.5
IP31	IP31	158475
IP32	IP32	174520
IP33	IP33	207701.6
PE12	PE12	109346.3
PE13	PE13	113249.2
PE14	PE14	124915
PE15	PE15	125776.4
PE16	PE16	130478.8
PE19	PE19	176293.5
PE2	PE2	141226.2

Area name	Area code	Value
PE26	PE26	141710.3
PE27	PE27	168692.5
PE28	PE28	165397.6
PE29	PE29	168546.4
PE38	PE38	139339.2
PE5	PE5	187750
PE6	PE6	142109.3
PE7	PE7	125939.8
PE8	PE8	194558.3

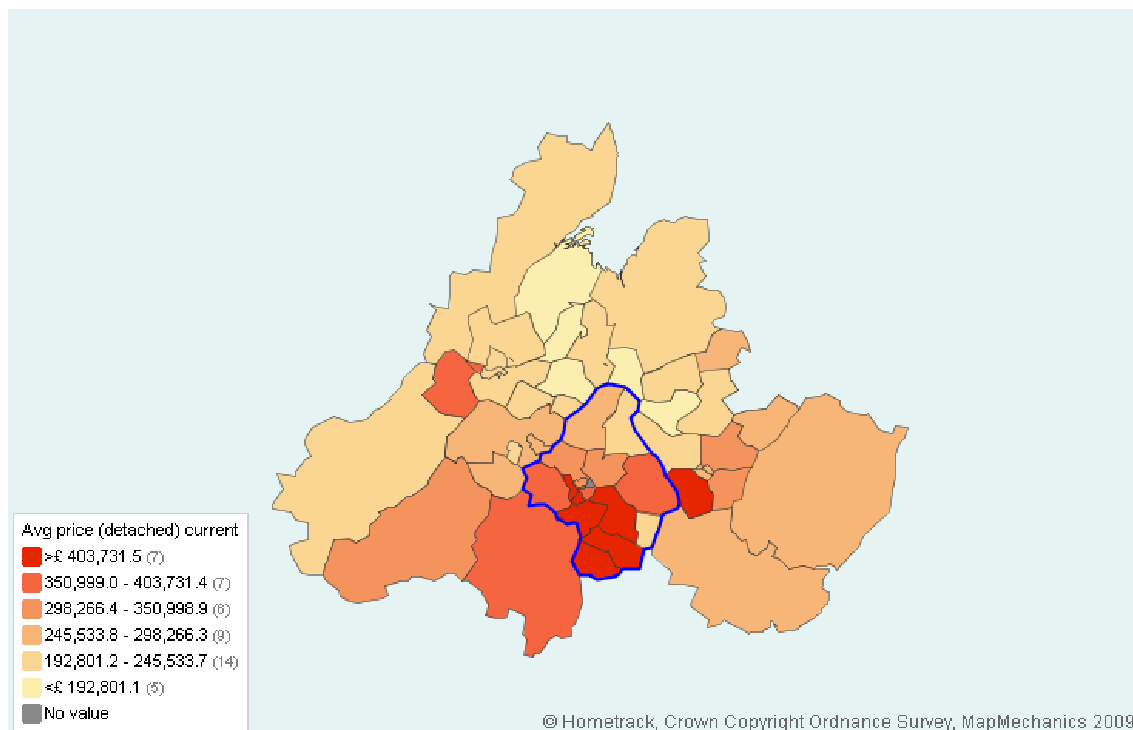


6c. Detached

Area name	Area code	Value
CB	CB	352600
CO	CO	279700
IP	IP	277100
MK	MK	321700
NN	NN	245000
PE	PE	215700
SG	SG	389400

Area name	Area code	Value
CB1	CB1	376764.9
CB10	CB10	409531
CB11	CB11	515439.4
CB2	CB2	667833.3
CB21	CB21	411396.9
CB22	CB22	535727.3
CB23	CB23	364090.6
CB24	CB24	304506.5
CB25	CB25	326515.3
CB3	CB3	433095.2
CB4	CB4	311680
CB5	CB5	
CB6	CB6	251961.4
CB7	CB7	243560.6
CB8	CB8	384843
CB9	CB9	237326.8
IP22	IP22	294750.4
IP24	IP24	205431.2
IP26	IP26	214254.1
IP27	IP27	150212.5
IP28	IP28	223540.7
IP29	IP29	433062.5
IP30	IP30	349489.1
IP31	IP31	299492.9
IP32	IP32	246030.4
IP33	IP33	251955.6
PE12	PE12	172438.2
PE13	PE13	188693.6
PE14	PE14	197483.7
PE15	PE15	191113.9
PE16	PE16	198515.2
PE19	PE19	281307.1

Area name	Area code	Value
PE2	PE2	204701.8
PE26	PE26	216802.1
PE27	PE27	275222.2
PE28	PE28	276854.1
PE29	PE29	222758.9
PE38	PE38	178001.4
PE5	PE5	355457.3
PE6	PE6	235500.8
PE7	PE7	207354
PE8	PE8	390887.8

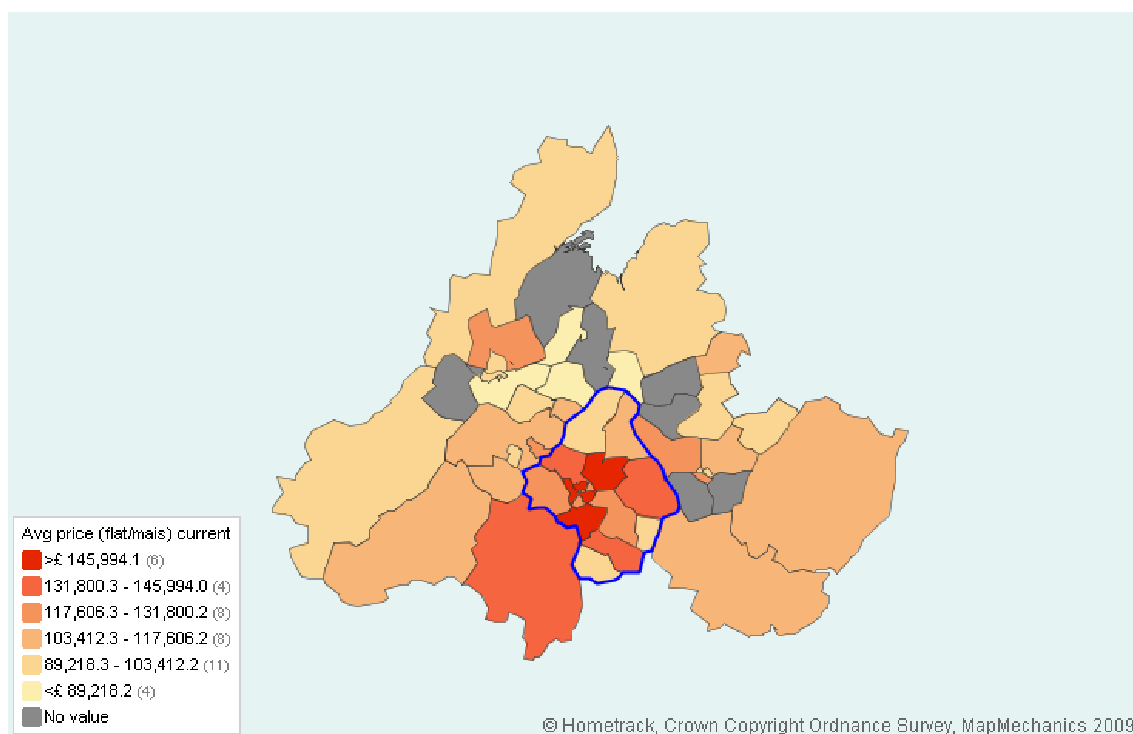


6d. Flat / mais

Area name	Area code	Value
CB	CB	146500
CO	CO	104300
IP	IP	111800
MK	MK	111900
NN	NN	91200
PE	PE	99600
SG	SG	137600

Area name	Area code	Value
CB1	CB1	169814.3
CB10	CB10	140072.5
CB11	CB11	96666.7
CB2	CB2	131500
CB21	CB21	122500
CB22	CB22	156777.8
CB23	CB23	118386.7
CB24	CB24	138777.2
CB25	CB25	156450
CB3	CB3	198675
CB4	CB4	184887.1
CB5	CB5	127125
CB6	CB6	101042.7
CB7	CB7	111718.9
CB8	CB8	138198.9
CB9	CB9	92833.3
IP22	IP22	97000
IP24	IP24	103316.7
IP26	IP26	
IP27	IP27	
IP28	IP28	121111.1
IP29	IP29	
IP30	IP30	
IP31	IP31	110000
IP32	IP32	97900
IP33	IP33	127000
PE12	PE12	
PE13	PE13	73000
PE14	PE14	
PE15	PE15	68416.7
PE16	PE16	109600
PE19	PE19	114348.4

Area name	Area code	Value
PE2	PE2	95805.6
PE26	PE26	90500
PE27	PE27	124100
PE28	PE28	113600
PE29	PE29	91818.2
PE38	PE38	83250
PE5	PE5	
PE6	PE6	126333.3
PE7	PE7	86427.5
PE8	PE8	



6. Annual turnover 2008 (all transactions)

Area name	Area code	Value
CB	CB	508
CO	CO	568
IP	IP	760
MK	MK	621
NN	NN	764
PE	PE	1024
SG	SG	390
CB1	CB1	70
CB10	CB10	25
CB11	CB11	17
CB2	CB2	8
CB21	CB21	16
CB22	CB22	26
CB23	CB23	49
CB24	CB24	40
CB25	CB25	22
CB3	CB3	17
CB4	CB4	35
CB5	CB5	9
CB6	CB6	57
CB7	CB7	26
CB8	CB8	61
CB9	CB9	29
IP22	IP22	36
IP24	IP24	31
IP26	IP26	9
IP27	IP27	23
IP28	IP28	32
IP29	IP29	7
IP30	IP30	12
IP31	IP31	32
IP32	IP32	19
IP33	IP33	29
PE12	PE12	54
PE13	PE13	48
PE14	PE14	24
PE15	PE15	61
PE16	PE16	13
PE19	PE19	74
PE2	PE2	68
PE26	PE26	13

Area name	Area code	Value
PE27	PE27	29
PE28	PE28	41
PE29	PE29	29
PE38	PE38	20
PE5	PE5	
PE6	PE6	31
PE7	PE7	40
PE8	PE8	12